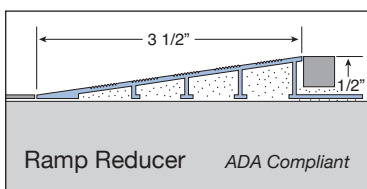

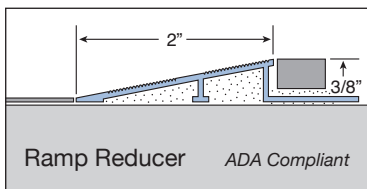

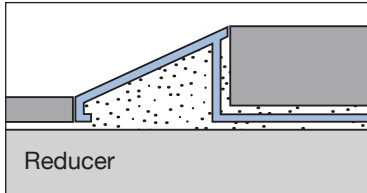


# REDUCER



Color	Great Lakes #	Qty/pkg	Size: in / mm	
<b>Aluminum</b>				
Mill (aluminum silver-not anodized)	GLM- RA80	25	5/16	8
	GLM- RA100	25	3/8	10
	GLM- RA125	25	1/2	12.5
Clear (satin silver)	GLM- RC80	25	5/16	8
	GLM- RC100	25	3/8	10
	GLM- RC125	25	1/2	12.5
Brushed Nickel	GLM- RBRN100	25	3/8	10
	GLM- RBRN125	25	1/2	12.5
Gold (satin gold) <b>Call for available quantities</b>	GLM- RG80	25	5/16	8
	GLM- RG100	25	3/8	10
	GLM- RG125	25	1/2	12.5
Bright Gold (shiny gold) <b>Call for available quantities</b>	GLM- RBG80	25	5/16	8
	GLM- RBG100	25	3/8	10
	GLM- RBG125	25	1/2	12.5
Light Bronze (satin champagne)	GLM- RB80	25	5/16	8
	GLM- RB100	25	3/8	10
	GLM- RB125	25	1/2	12.5
Dark Bronze	GLM- RDB100	25	3/8	10
<hr/>				
<b>Stainless Steel</b>				
Mirror <b>NEW ITEM</b>	<b>GLM- RSS100</b>	25	3/8	10
<hr/>				
<b>RAMP REDUCER</b>				
<b>Aluminum</b>				
Clear (satin silver) <b>*NEW SIZE</b>	<b>GLM- RRC100*</b>	10	3/8	10
	GLM- RRC125	10	1/2	12.5

**A great trim and edge protection which provides a smooth transition from tiled floors to lower floor coverings, avoiding a trip hazard. The Ramp Reducer provides an even more gradual transition making it a good choice where push carts are in use.**